



What is in the box?



# Key Links Writing

*“One of the most important expectations that a teacher can have, is to instil in students the belief, they can be writers...therefore Key Links Writing places an emphasis on teaching and encouraging students to enjoy the writing process and to gain the skills that will make them ‘forever writers’.” **Jill Eggleton***

- Key Links Writing is designed for beginning writers:  
Covering all 3 stages of Level 1 of the NZC
- Key Links Writing uses 5 writing approaches
  - Modelled Writing Level 1 (i) to Level 1 (iii)
  - Independent Writing Level 1 (i) to Level 1 (iii)
  - Shared Writing Level 1 (i) to Level 1 (iii)
  - Guided Writing Level 1 (i) to Level 1 (iii)
  - Mirrored Writing Level 1 (i)

# Key Links Writing - Teaching Tools

## TOOLS for Teaching Writing

WHAT TO TEACH

Writing Targets

HOW TO TEACH

Writing Approaches



## TOOLS for Assessing Writing

- Feedback student's writing
- Focused teaching
- Assess for development

# WHAT TO TEACH

## Teacher Tools

- Specific Writing Targets, linked to the NZC and the National Standards are included
- These targets are embedded in all 5 approaches in Level 1

## Targets:

- **Deeper features** – Working with message (ideas, voice, impact, sentences, vocab)
- **Surface features** – conventions (Layout, punctuation, spelling, grammar)
- **Process** (organisation, proofreading and editing)

**WRITING TARGETS**

Level 1 (iii) Advancing  
Year Two

**Deeper Features – Working with Message**

**Ideas**

- topic ■ title ■ sequence ideas ■ recount ■ retell ■ describe ■ opinion ■ add some detail
- begin to use dialogue ■ sequel (use ideas from a known story to write an addition)

**Voice**

- own experience with feeling, enthusiasm, personal response

**Impact**

- greater awareness of audience ■ purpose (e.g., to entertain, explain, persuade, inform)

**Sentences**

Craft: ■ simple sentences ■ simple compound sentences (*and, but, yet, so*) ■ some complex sentences (such as *because, since, after, although, when, who or which*) ■ variation in sentence beginnings

- cohesion (beginning to see how sentences can be 'glued together' by repeating words or key ideas)

**WRITING TARGETS**

Level 1 (ii) Progressing  
Year One

**Deeper Features – Working with Message**

**Ideas**

- topic ■ title ■ simple ideas ■ sequence ideas ■ recount ■ retell ■ describe

**Voice**

- own experience with feeling, enthusiasm, personal response

**Impact**

- some awareness of audience ■ purpose

**Sentences**

**WRITING TARGETS**

Level 1 (i) Beginning  
Foundation

**Deeper Features – Working with Message**

**Ideas**

- on topic ■ remember an idea and write it down ■ personal response

**Voice**

- own experiences

**Sentences**

- simple sentences (has a subject and a verb, usually quite short)
- word order makes sense

**Vocabulary**

- some personal vocabulary ■ some interest words or content specific

**Surface Features – Conventions**


**Layout**

- direction ■ spaces ■ letters grouped as words

# HOW TO TEACH

## Teacher Tools

- Sample lessons
  - Modelled Writing
  - Shared Writing
  - Mirrored Writing
  - Guided Writing
- Based on shift in writing roles from teacher to student





# HOW TO TEACH

## Teacher Tools

## Key Links Writing Approaches Cards

## Sample lessons

- Modelled Writing
- Shared Writing
- Mirrored Writing
- Guided Writing



# Modelled Writing Cards

- Some focused on text-type, others on the craft of writing

- The cards are designed to provide sample lessons for teachers that they can replicate on other topics.



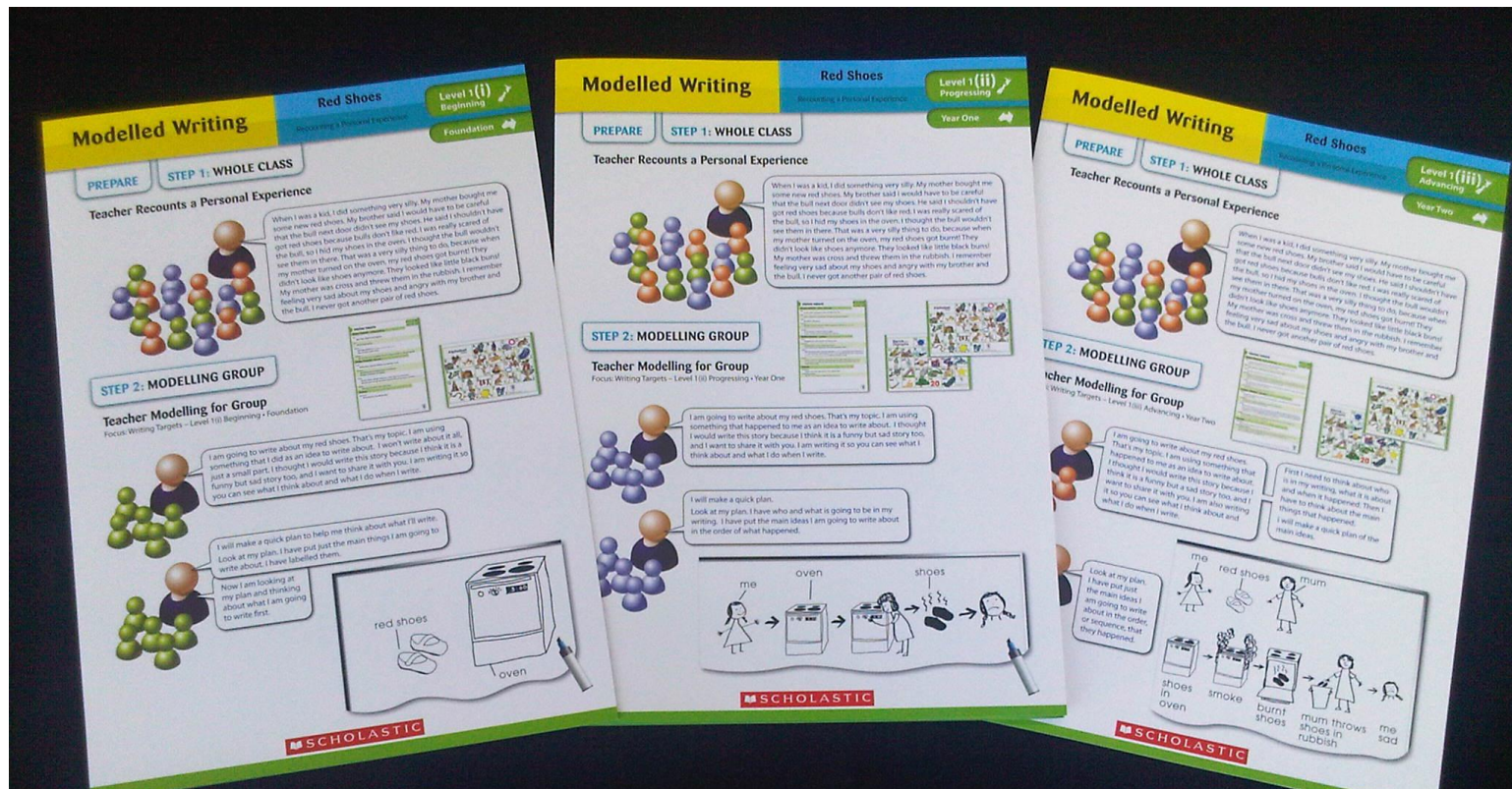


# HOW TO TEACH

## Modelled Writing Cards

Topics have sample lessons at three stages of Level 1 of the NZC

\*NOTE: In the sample of Red Shoes below, you can see how the plan (and also the rest of the lesson) becomes more challenging across the curriculum year levels.





# HOW TO TEACH

## Shared Writing Cards

### 6 sample topics

- some focused on text-type, others on the craft of writing
  - Narrative x 2
  - Character description x 2
  - Factual description
  - Procedure

To ensure students share a common experience, visual Idea Seeds for each sample lesson are included in the Key Links Writing Box.



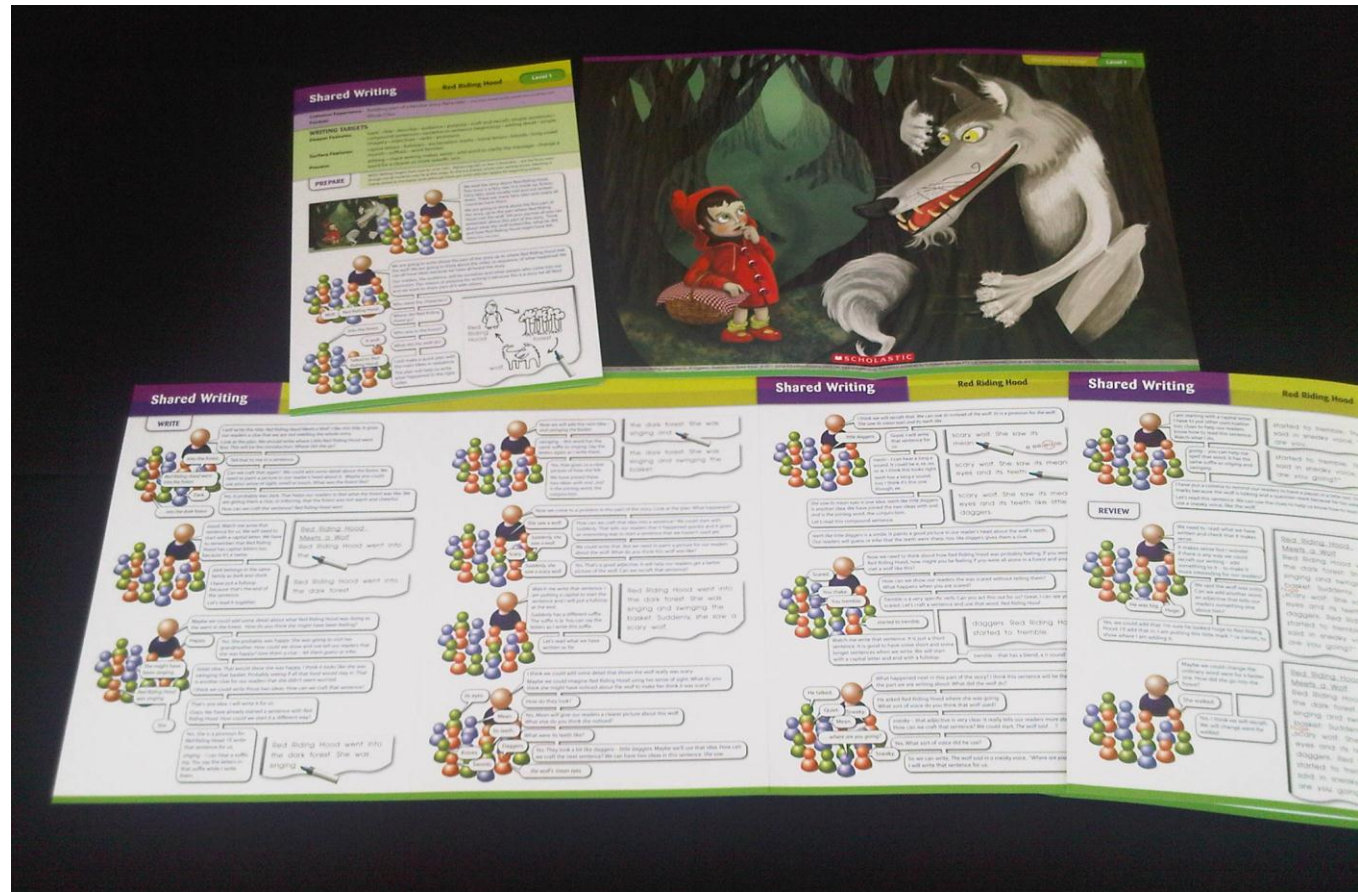
# HOW TO TEACH

## Shared Writing Cards

Each Shared Writing sample lesson includes:

- Visual idea seed
- Sample of possible teacher – student discussion

The Shared Writing cards are designed to give teachers several sample lessons. Teachers may use these as the basis of their own lessons.





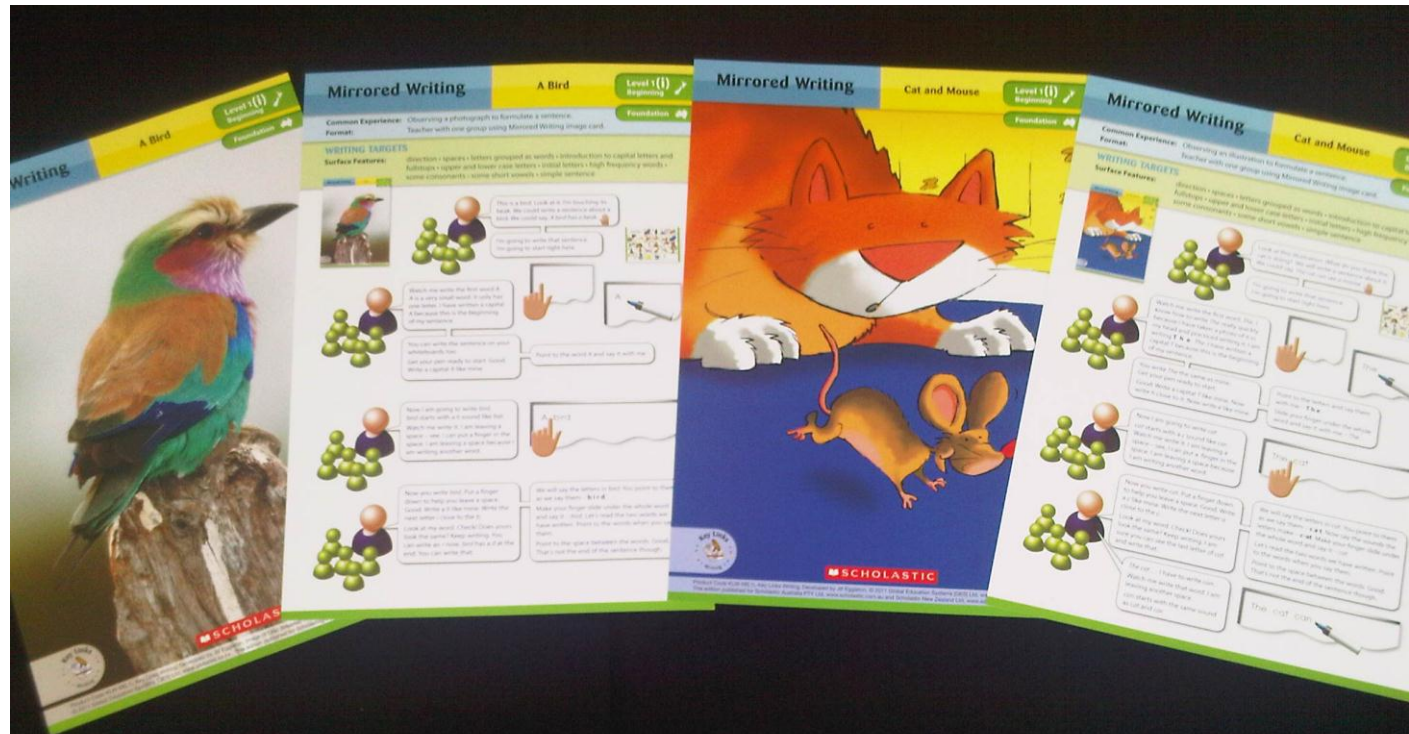
# HOW TO TEACH

## Mirrored Writing Cards

Focus on concepts of print and beginning writing conventions

- Visual idea seed
- Two samples of step-by-step approach used in mirrored writing

The Mirrored Writing cards are samples of focused writing lessons used to teach conventions.



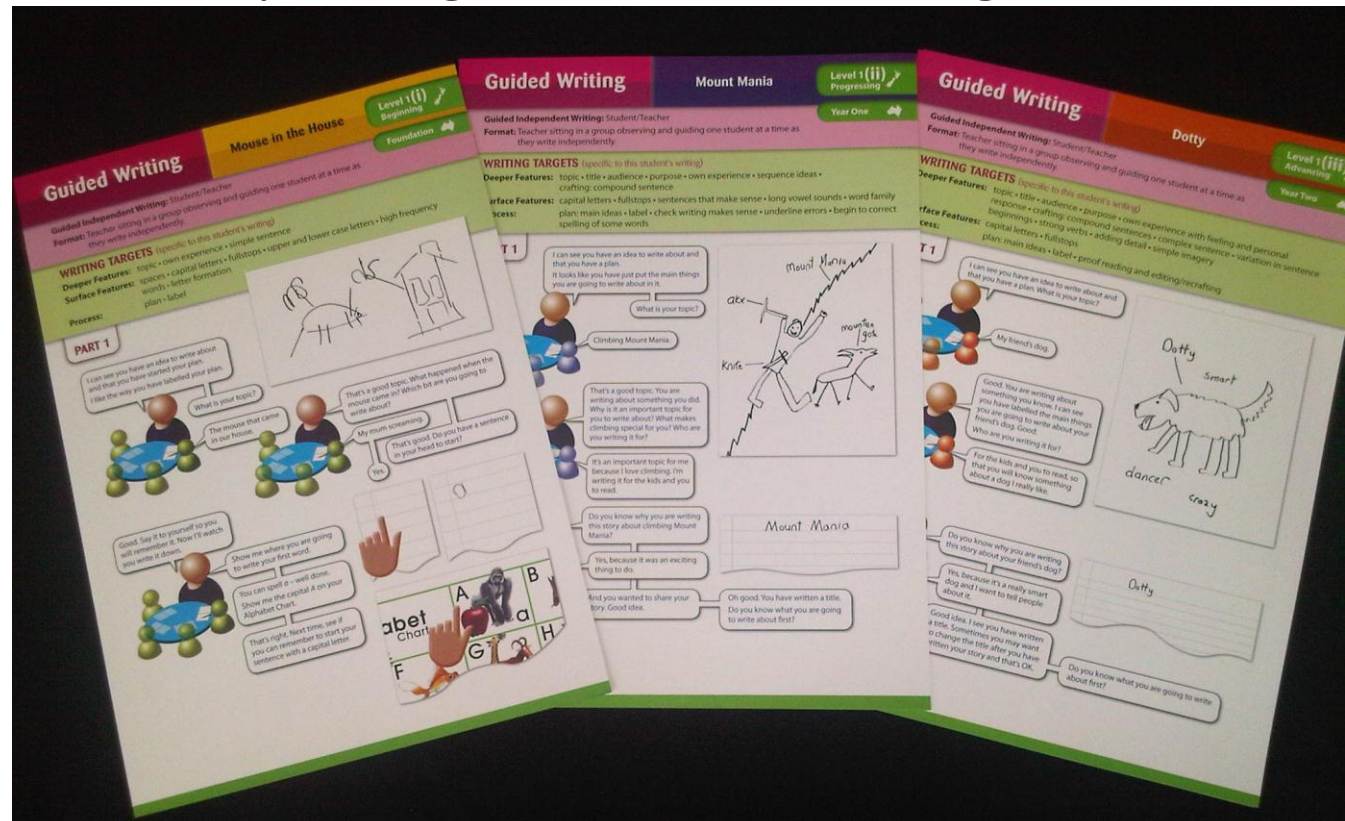
# HOW TO TEACH

## Guided Writing Cards

Teachers prompt students about their plans and ideas for writing

- Three guided writing cards
- Sample prompts to use depending on students' writing targets.

The Guided Writing cards are samples of prompts teachers might use with individual students as they write.





# Students Write Independently

Teacher

Modelled

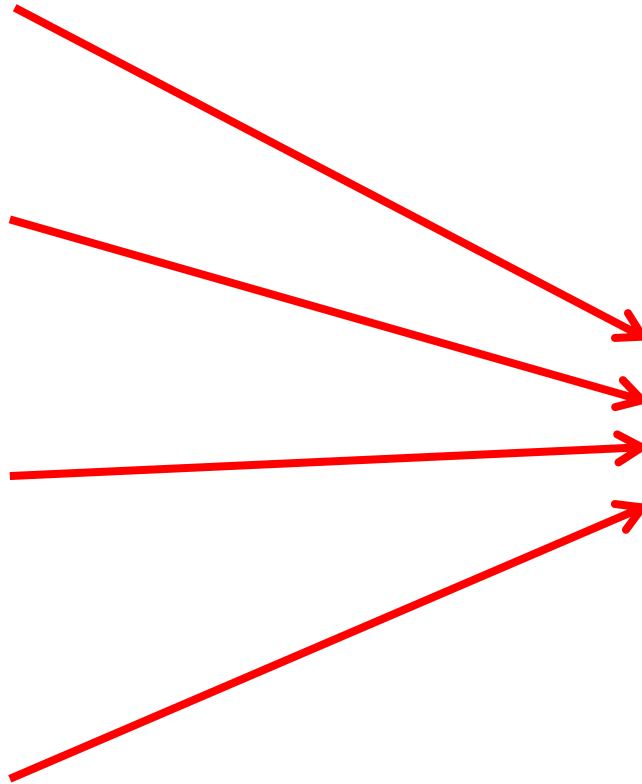
Shared

Mirrored

Guided

Student

Independent  
Writing



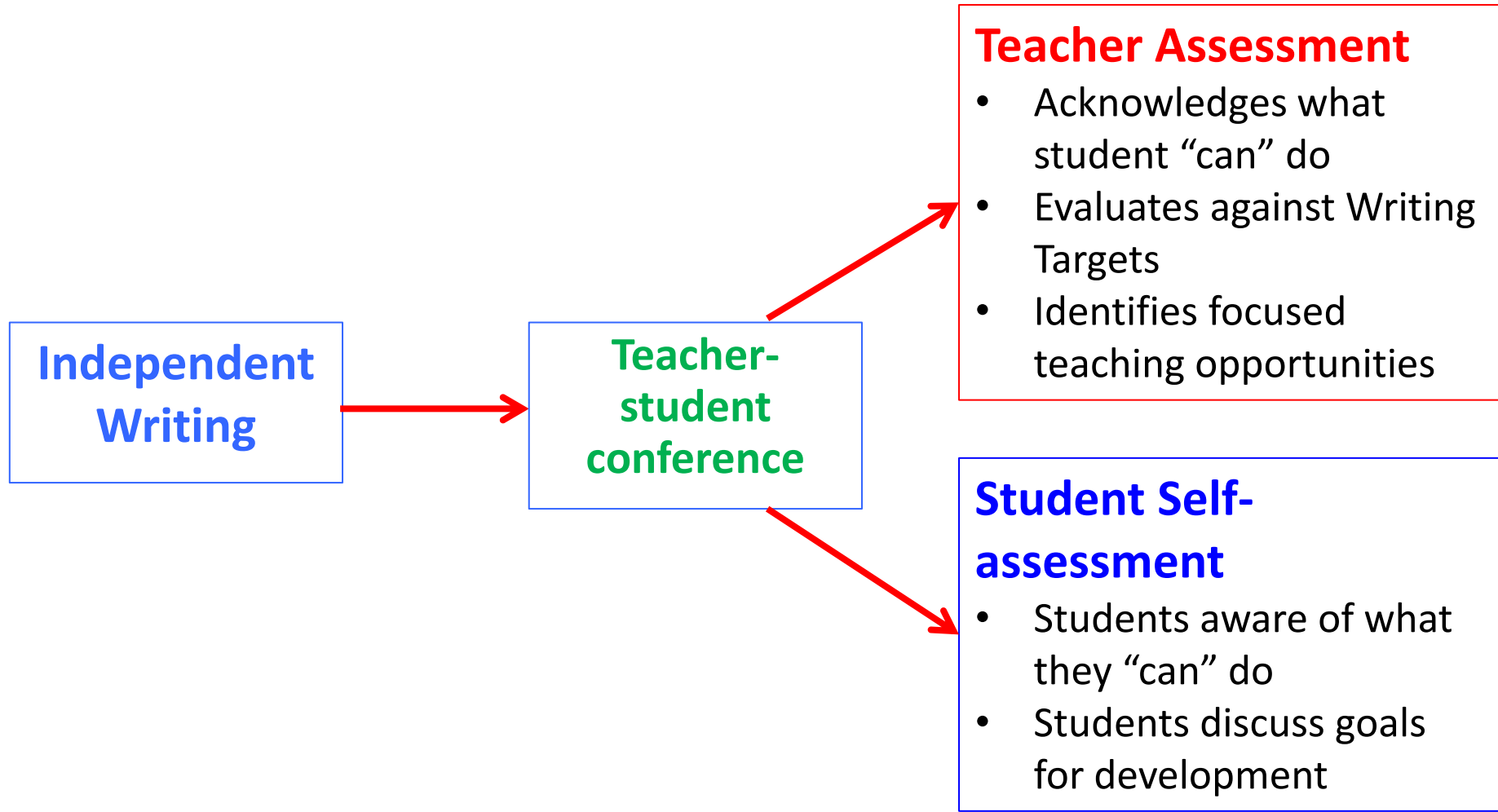
# INDEPENDENT WRITING

## Student Tools

- Idea Seeds
- My Writing book
  - Five senses
  - My Writing Ideas
- Writing Step Cards
  - Three levels
  - 20 copies of each
- Alphabet and blend cards
  - Large copy for teacher
  - Multiple copies for students
- My Word bank
  - Individual spelling/word bank



# ASSESSMENT



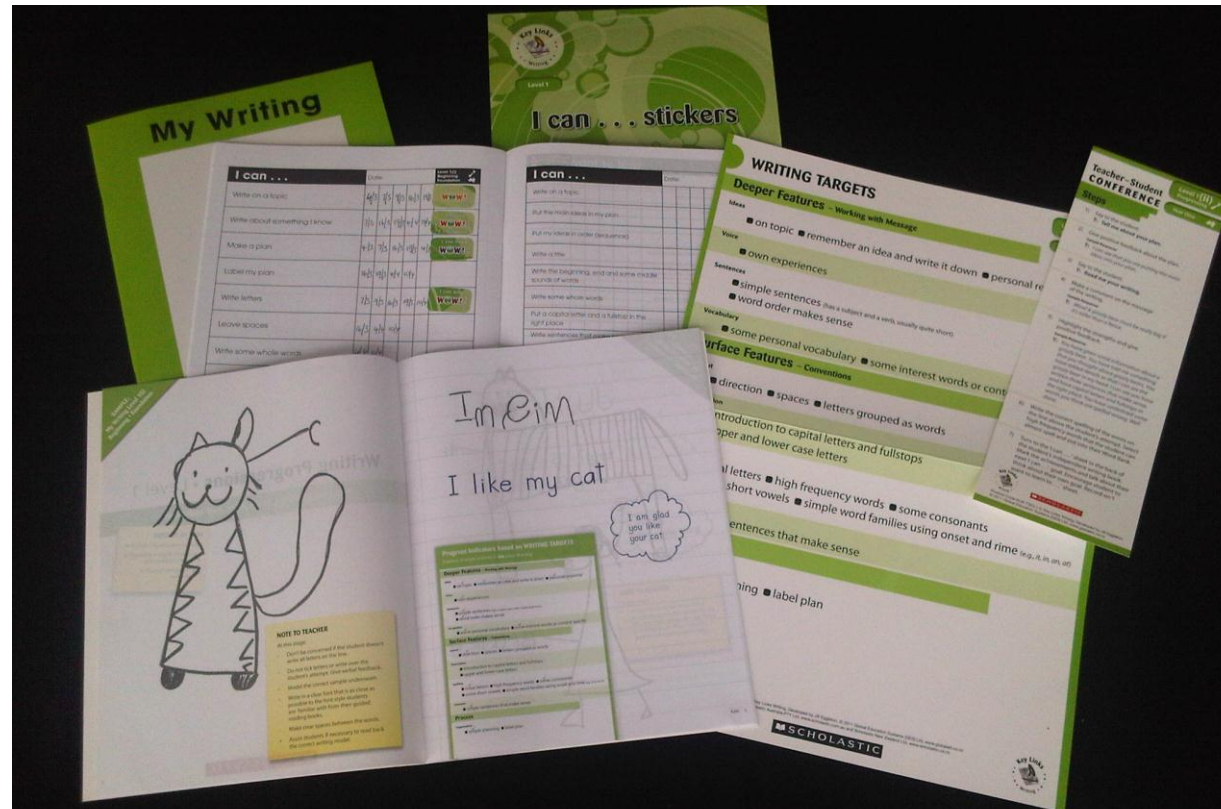
# ASSESSMENT

## Student Tools

- My Writing book
- I can... checklists
  - 3 levels
- My Word bank
  - Develop personal spelling list

## Teacher Tools

- Student-teacher conference cards
  - 3 levels
- I can... stickers
  - 3 levels
- Writing Targets
  - 3 levels
- Writing Progressions
  - Exemplars with cross-reference to Writing Targets, notes for teachers and sample comments for students





# PUBLISH

Samples of  
published writing



# CLASSROOM ORGANISATION and Teacher's Resource

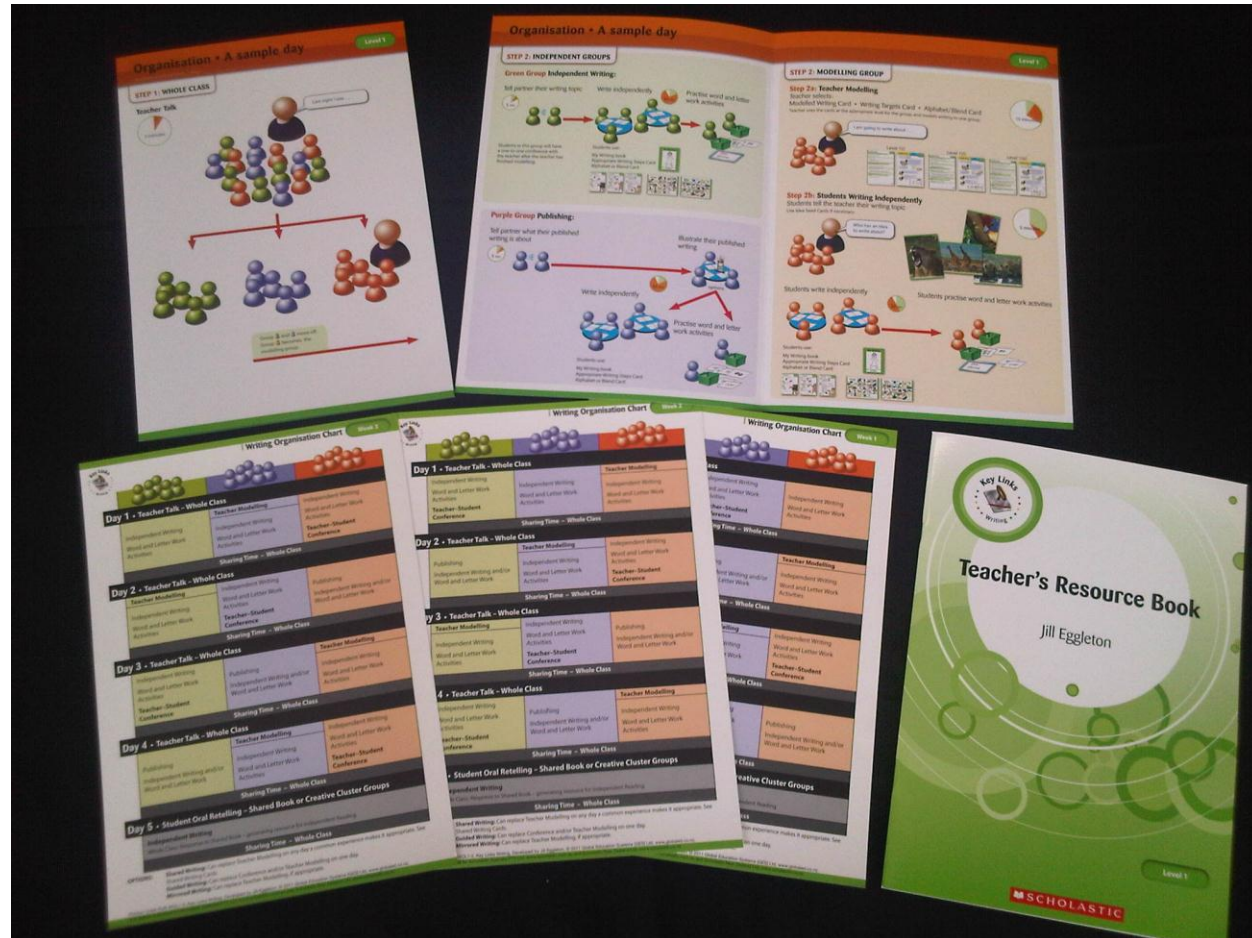
## Teacher Tools:

Suggestions for:

- Daily organisation
- Weekly organisation

## Teacher's Resource Book

- Overview and explanation of Key Links Writing





# SUMMARY: What's in the box?



# What's in the box?

## Teacher Tools

**WHAT TO TEACH:** Writing Targets

**HOW TO TEACH:** Writing Approaches Cards

- Modelled Writing
- Shared Writing
- Mirrored Writing
- Guided Writing
- Alphabet and Blend Cards

### **ASSESSMENT**

- Teacher-Student Conference Cards
- I can... stickers (replaceable)
- Writing Progressions

### **PUBLISHING**

- Publishing Samples

### **ORGANISATION**

- Classroom Organisation Charts

Teacher's Resource Book



# What's in the box?

## Student Tools

### **INDEPENDENT WRITING**

- My Writing book x 30 (replaceable)
- Idea Seed cards
- Writing Steps cards
- Alphabet and Blend cards
- My Word Bank x 30 (replaceable)

### **SELF-ASSESSMENT/DEVELOPMENT**

- I can... checklist (in My Writing book)
- What I want to learn (in My Writing book)

# What's in the box?

