

Crab Headband



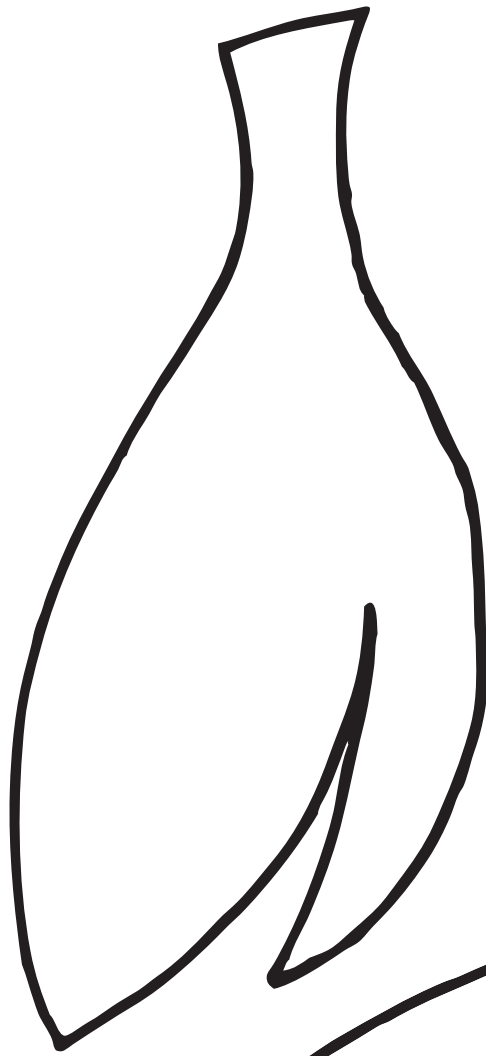
Supplies:

Crab headband pattern
Red poster board
Red pipe cleaners
Googly eyes
Hot glue gun
Scissors
Pencil
Transparent tape

Instructions:

1. Download headband pattern, print, and cut out.
2. Trace claws and legs onto red poster board and cut out.
3. Cut a 6cm (width) x 60cm (length) band out of a large sheet of red poster board.
4. Attach legs to sides of band with glue.
5. Glue two 6cm pipe cleaners to top of band, between the width of the legs.
6. Glue googly eyes to top of pipe

Crab




Claw




Leg

Crab headband



Claw



legs